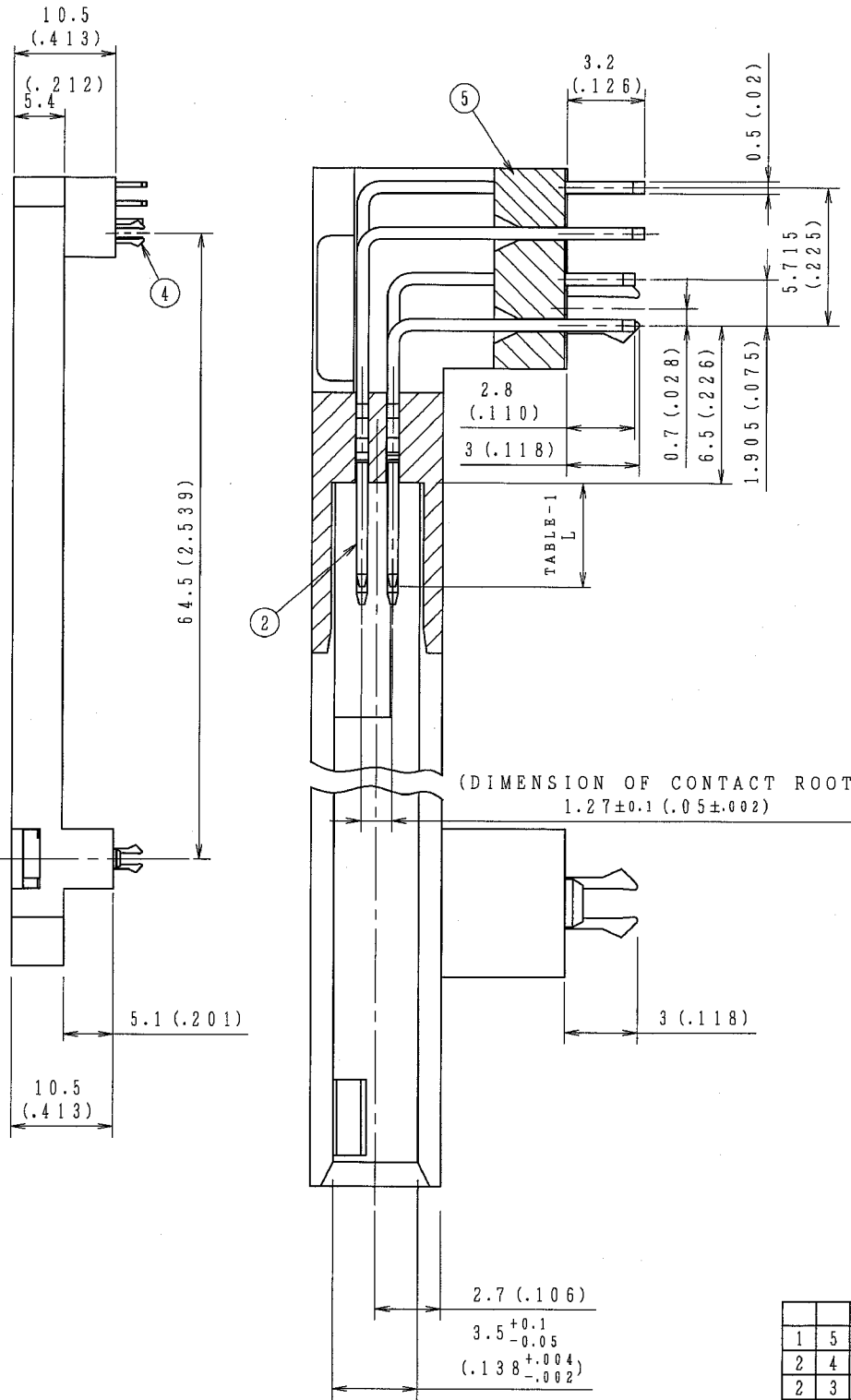
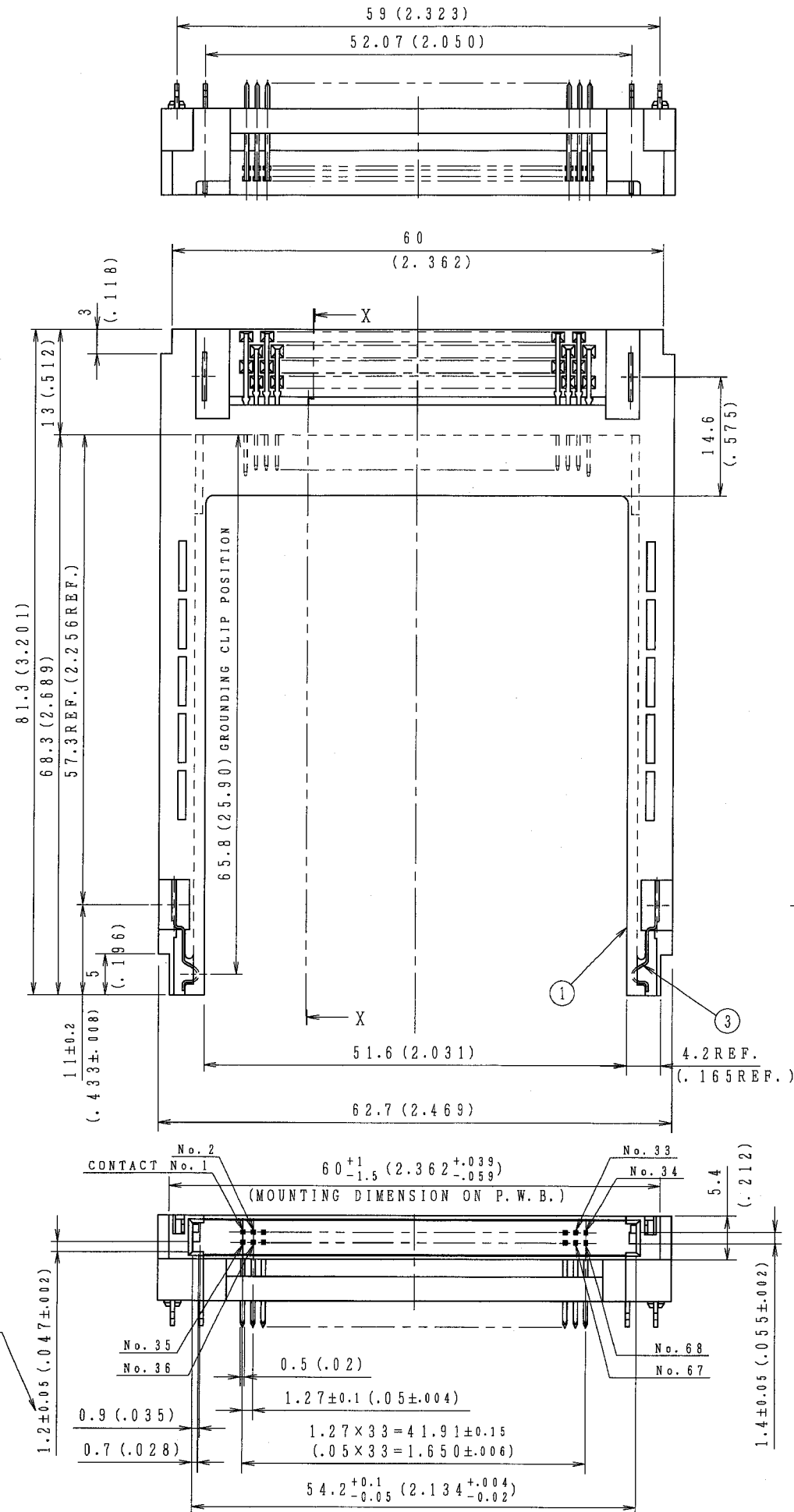


MCD-768MP-26A (5 Voltage Key Type)

SYM	DATE	ZONE	DESCRIPTION	DESIGNED	CHECKED	APPROVED
A	Jan. 14. '96		INITIAL			
B	Jan. 3. '96		CHANGED DIMENSION	Y. YAMAZAKI	S. Ishizaki	S. Kuboi Jul. 3
C	Sep. 4. '96		ADDED DIMENSION. OTHERS	Y. Yamazaki	Y. Mizunuma	S. Kuboi Sep. 4
D	Oct. 7. '96		CHANGED DIMENSION.	H. Takahashi	K. Ozai	S. Kuboi Oct. 7
E	Oct. 25. '96		CHANGED DIMENSION.	T. Kouda	S. Ishizaki	S. Kuboi Oct. 25
F	Dec. 22, 1999		Added MCD-768MP-26AA	T. Yoshimi	K. Sato	M. Kato Dec. 22
G	Oct. 22, 2002		Engineering Mistake	T. Yoshimi	S. Kuboi	S. Yamamoto 10/22



SEC. X-X (SCALE: 5/1)

TABLE-1

CONTACT No.	LENGTH
No. 1, 17, 34, 35, 51, 68	5.0 ± 0.1 (0.197 ± 0.004)
No. 36, 67	3.5 ± 0.1 (0.138 ± 0.004)
OTHERS	4.25 ± 0.1 (0.167 ± 0.004)

REQD	ITEM	DRAWING NO.	PART NAME	MATERIAL	FINISH
1	5		LOCATOR	PBT RESIN (BLACK)	UL94V-0
2	4		LOCK PIN	CUPPER ALLOY	TIN-LEAD PLATING
2	3		GROUNDING CLIP	CUPPER ALLOY	SEE NOTE 2.
6	8		LONG CONTACT	BRASS	SEE NOTE 1.
1	1		BLOCK	PBT RESIN (BLACK)	UL94V-0


APPROVED	DESIGNED	DRAWN	CHECKED	TITLE
S. Kuboi	S. Ishizaki	Y. Mizunuma	S. Ishizaki	MCD-768MP-26AX
Jan. 14. '96	Jan. 14. '96	Jan. 14. '96	Jan. 14. '96	

SCALE	UNIT	DRAWING NO.	REV.
2/1	mm (inch)	G-501059-2 (1/2)	G

MCD-768MP-26AA (Low Voltage Key Type)

(Scale: 4/1)

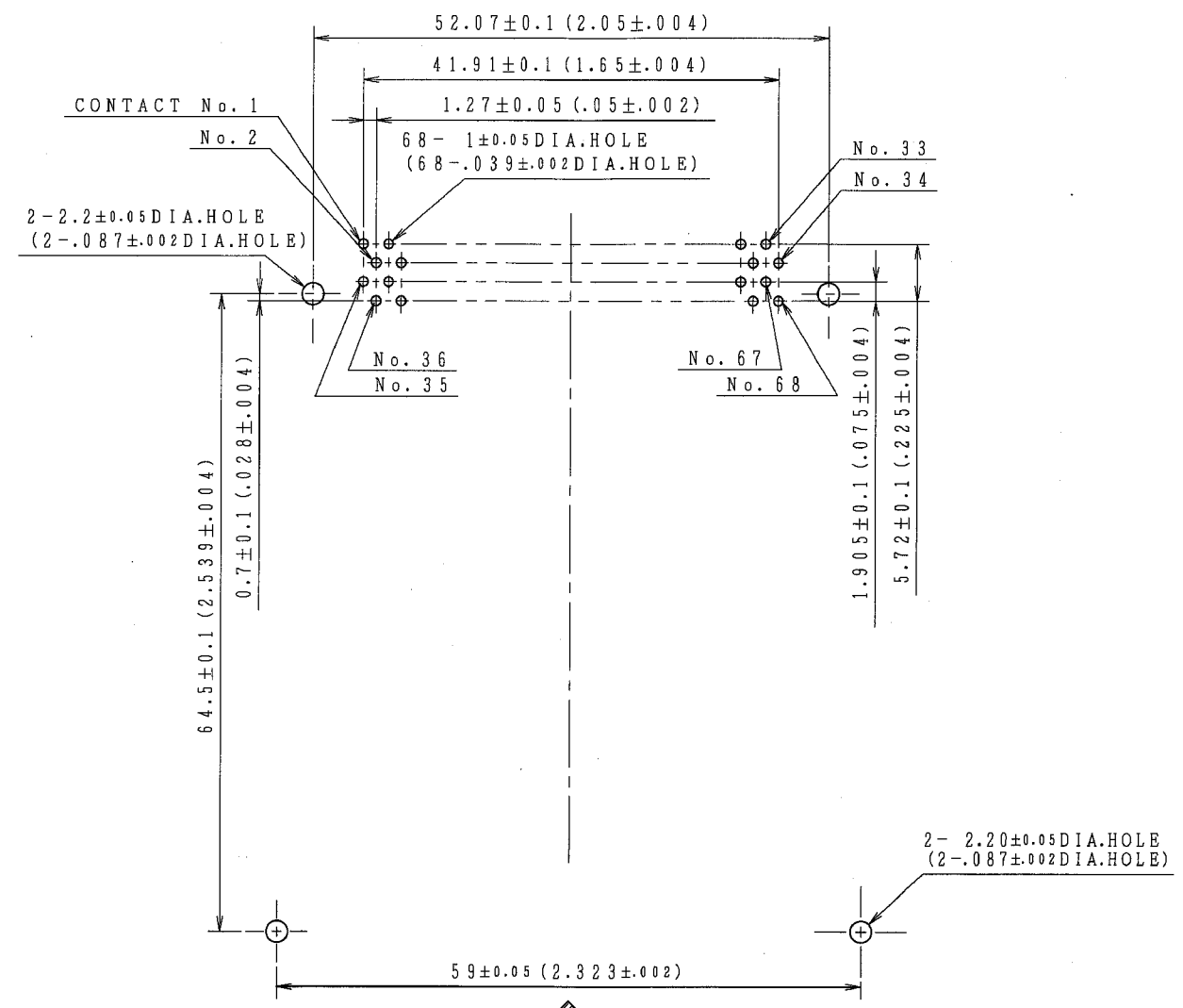


SYM	DATE	ZONE	DESCRIPTION	DESIGNED	CHECKED	APPROVED
F	Dec. 22, 1993					
G	Oct. 22, 2002					

品名構成 PART NUMBERING CODE

MCD-768MP-26AA  
 1 2 3 4 5 6 7 8 9

- シリーズ名  
SERIES No.
- コンタクトピッチ 7: 1.27mm  
CONTACT PITCH
- 芯数 68: 68芯  
NUMBER OF CONTACTS
- コネクタ形状 M: 5.1mmスタンドオフ付き  
CONNECTOR STYLE M: WITH 5.1mm STAND OFF
- コンタクト形状 P: ピンコンタクト  
CONTACT TYPE P: PIN CONTACT
- コンタクト表面処理 2: 接触部ニッケル下地金0.4μm以上めっき  
CONTACT PLATING 2: MATING AREA 0.4μm MINIMUM GOLD OVER NICKEL PLATING  
TAIL AREA TIN-LEAD OVER NICKEL PLATING
- コンタクトテール形状 6: ライトアングルディップタイプ  
CONTACT TAIL STYLE 6: RIGHT ANGLE DIP TYPE
- ロックピンの有無 A: 有り  
LOCK PIN A: WITH LOCK PIN
- 電源電圧タイプ\* 表示無し: 5Vタイプ  
SOURCE OF VOLTAGE NON DESIGNATION: 5 VOLTAGE TYPE  
A: 低電圧タイプ  
A: LOW VOLTAGE TYPE

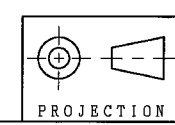


The Direction of Inserting Card  
(カード挿入方向)

Recommended PCB Mounting Dimensions  
(推奨基板取り付け寸法図)  
Connector Mounting Side View  
(コネクタ搭載面から見た図)  
Recommended PCB Thickness  
(推奨基板厚さ)  
t=1.60±0.15 (.063±.006)

NOTE

- CONTACT PLATING  
MATING AREA: GOLD (0.4μm) OVER NICKEL PLATING.  
TAIL AREA: TIN-LEAD OVER NICKEL PLATING.
- GROUNDING CLIP  
MATING AREA: GOLD OVER NICKEL PLATING.  
TAIL AREA: TIN-LEAD OVER NICKEL PLATING.



REQD	ITEM	DRAWING NO.	PART NAME	MATERIAL	FINISH
	APPROVED	DESIGNED	MCD-768MP-26AX		
	DEC. 22, 1993	DEC. 22, 1993			
	CHECKED	DRAWN BY	DRAWING NO.		REV.
	DEC. 22, 1993	DEC. 22, 1993			