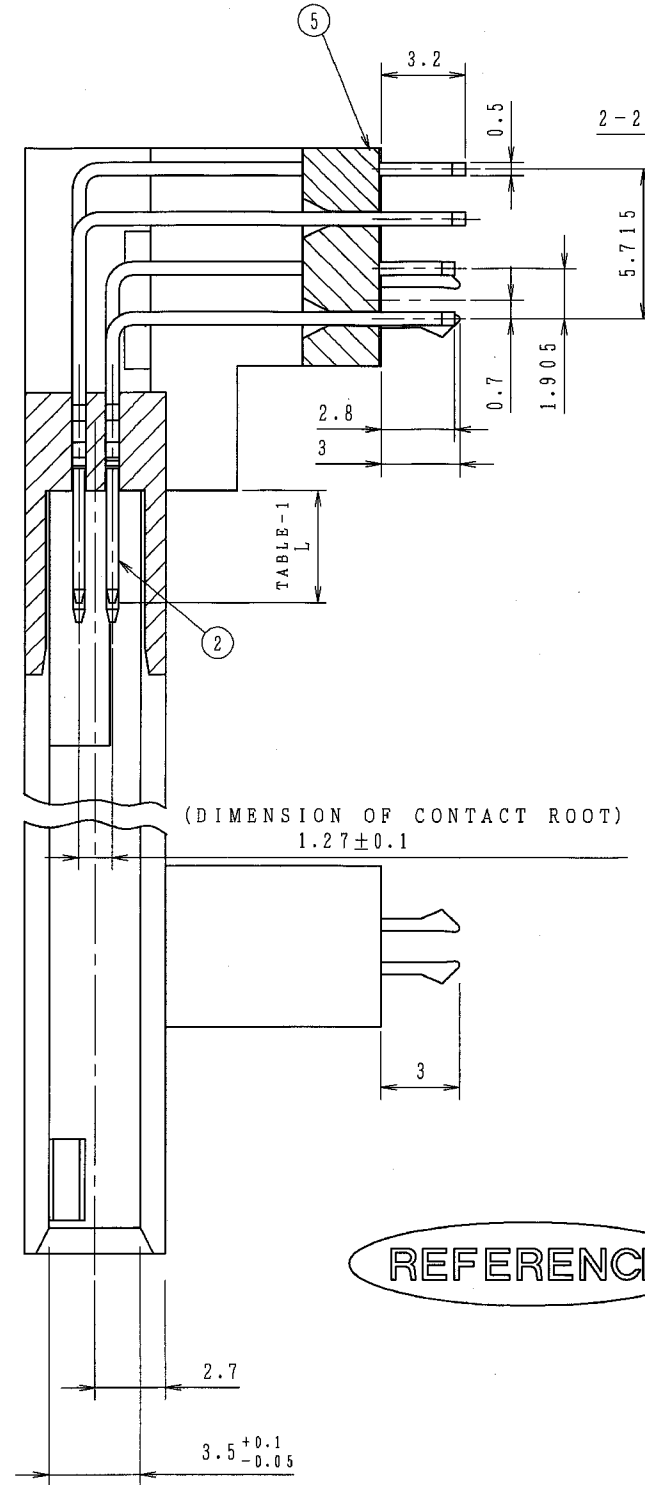
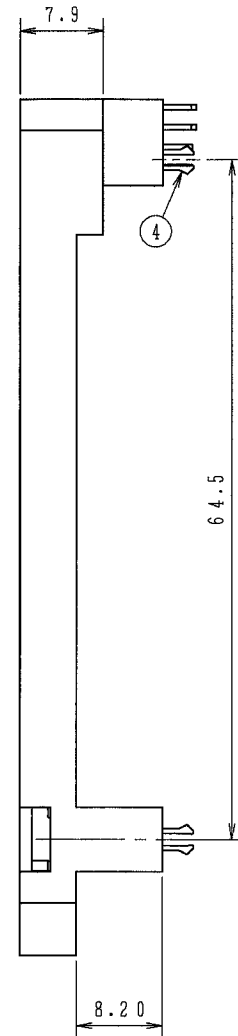
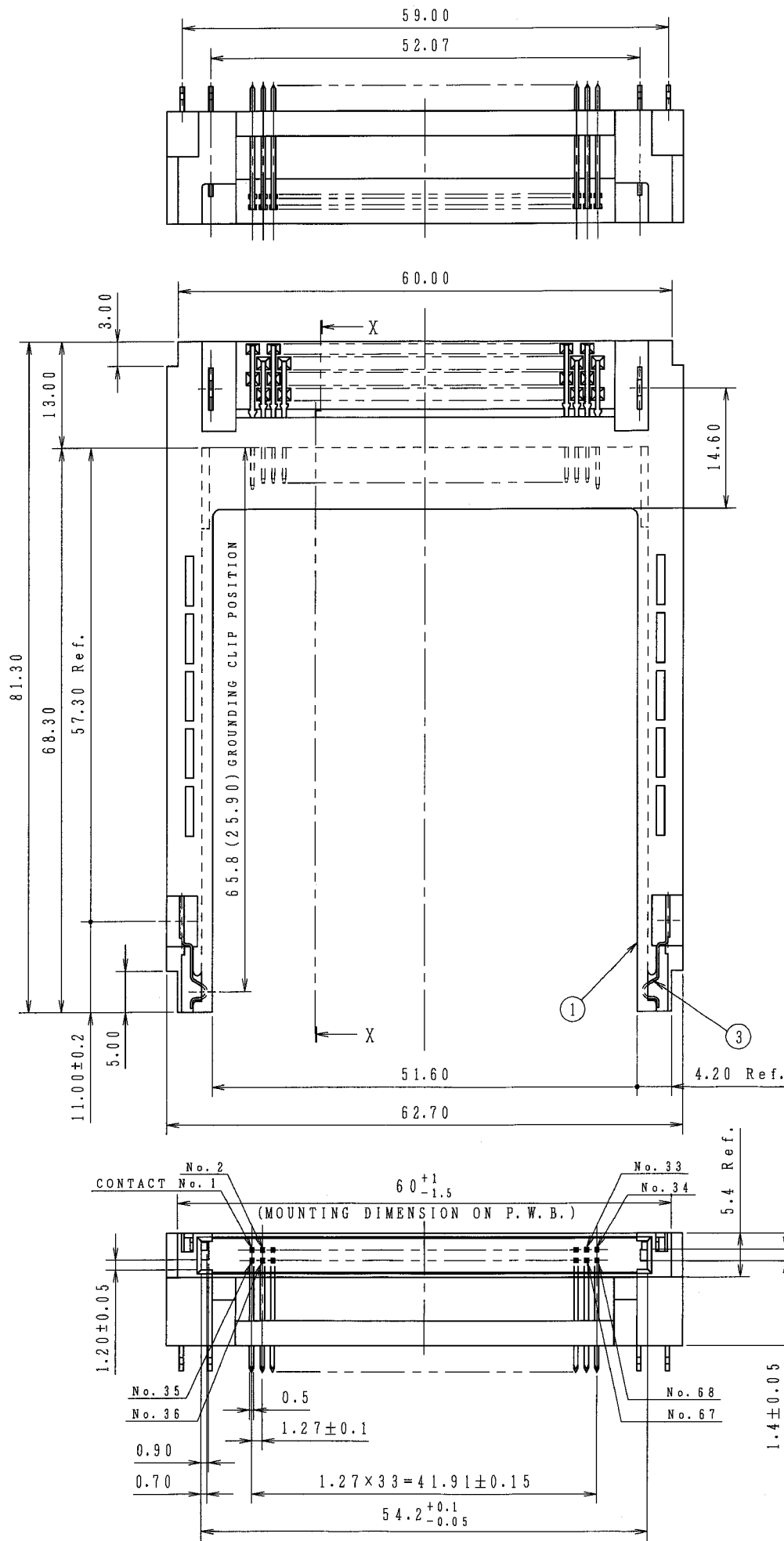


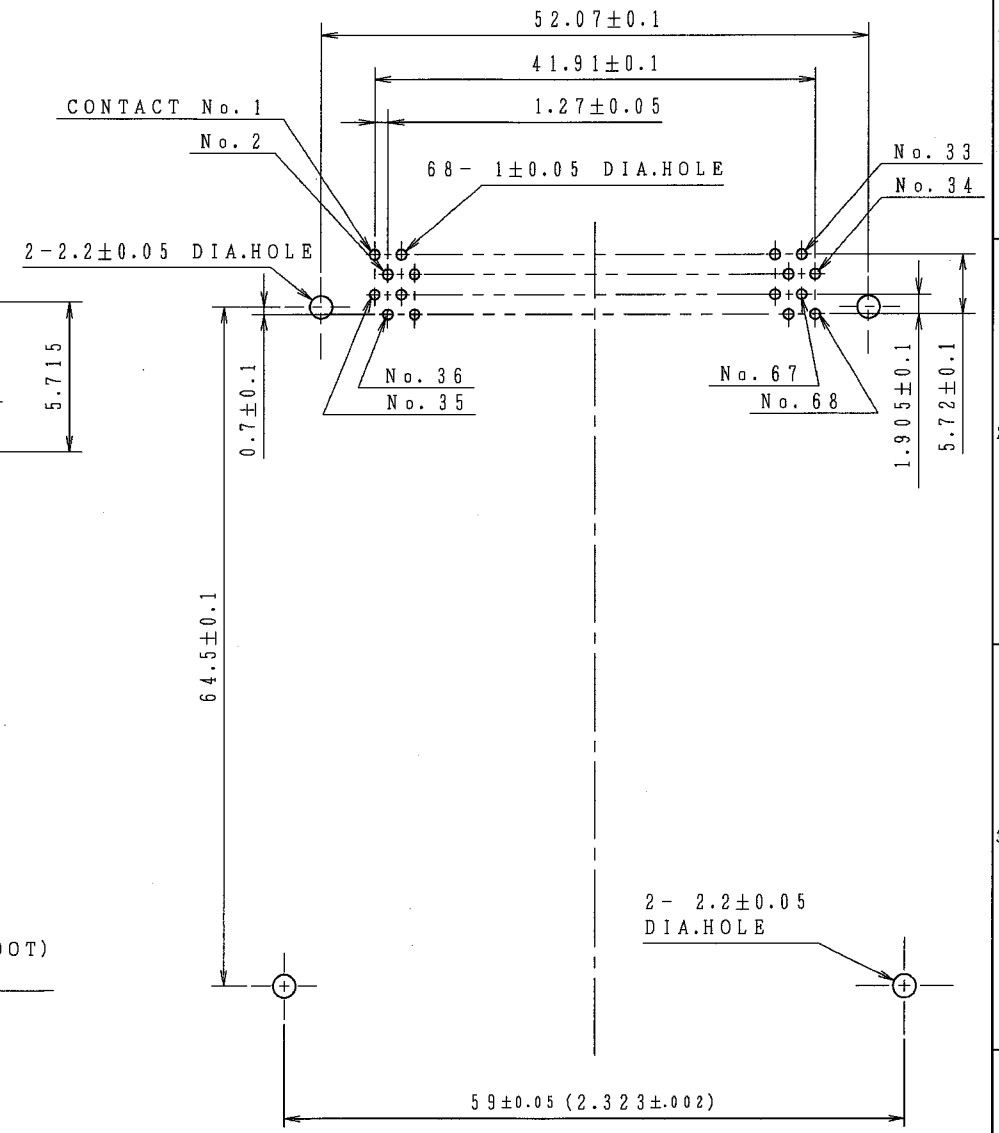
SYM	DATE	ZONE	DESCRIPTION	DESIGNED	CHECKED	APPROVED
A	Jun. 14, 2005		Initial Issued.			

TABLE-1

CONTACT No.	LENGTH
No. 1, 17, 34, 35, 51, 68	5.0±0.1 (.197±.004)
No. 36, 67	3.5±0.1 (.138±.004)
OTHERS	4.25±0.1 (.167±.004)



SEC. X-X (SCALE: 5/1)



P. W. B. MOUNTING DIMENSION

NOTE

- CONTACT PLATING
MATING AREA: GOLD (0.4μm) OVER NICKEL PLATING.
TAIL AREA: TIN-SILVER OVER NICKEL PLATING.
- GROUNDING CLIP
MATING AREA: GOLD OVER NICKEL PLATING.
TAIL AREA: TIN-SILVER OVER NICKEL PLATING.

REQD	ITEM	DRAWING NO.	PART NAME	MATERIAL	FINISH
1	5		LOCATOR	PBT RESIN (BLACK)	UL94V-0
2	4		LOCK PIN	CUPPER ALLOY	TIN-SILVER PLATING
2	3		GROUNDING CLIP	CUPPER ALLOY	SEE NOTE2.
6	8	2	CONTACT	BRASS	SEE NOTE1.
1	1		BLOCK	PBT RESIN (BLACK)	UL94V-0

APPROVED	DESIGNED	TITLE
<i>T. Masubuchi</i>	T. Masubuchi	MCD-768RP-26A-FA
Jun. 14, 2005	Jun. 14, 2005	
CHECKED	DRAWN BY	DRAWING NO.
<i>T. Masubuchi</i>	T. Masubuchi	G-501259-2
Jun. 14, 2005	Jun. 14, 2005	

